

Lecture 3

- Inline function
- Symbolic differentiation
- Taylor series
- Root finding
- Newton method
- Bisection method

```
>> g=inline('x^2+1')
```

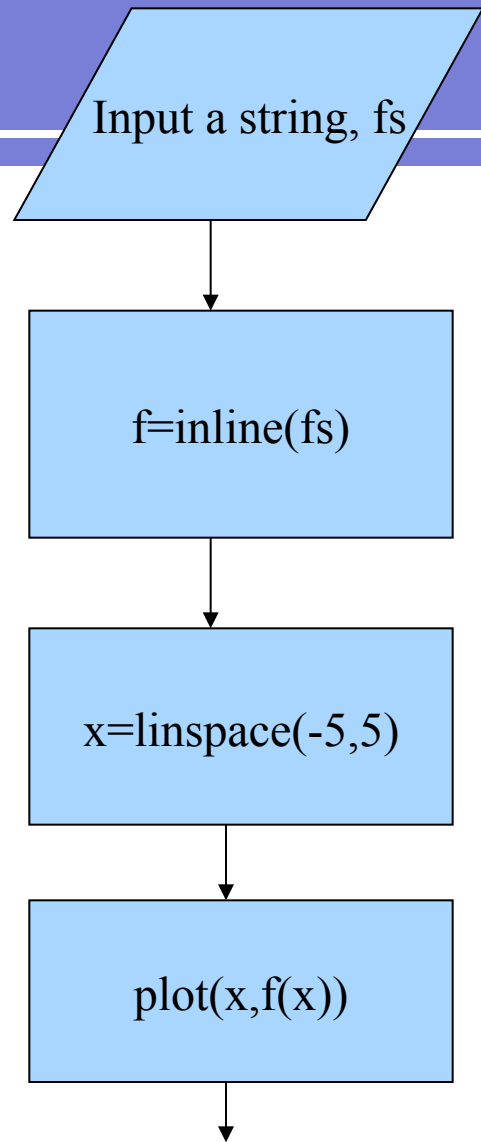
```
g =
```

Inline function:
 $g(x) = x^2 + 1$

```
>> g(2)
```

```
ans =
```

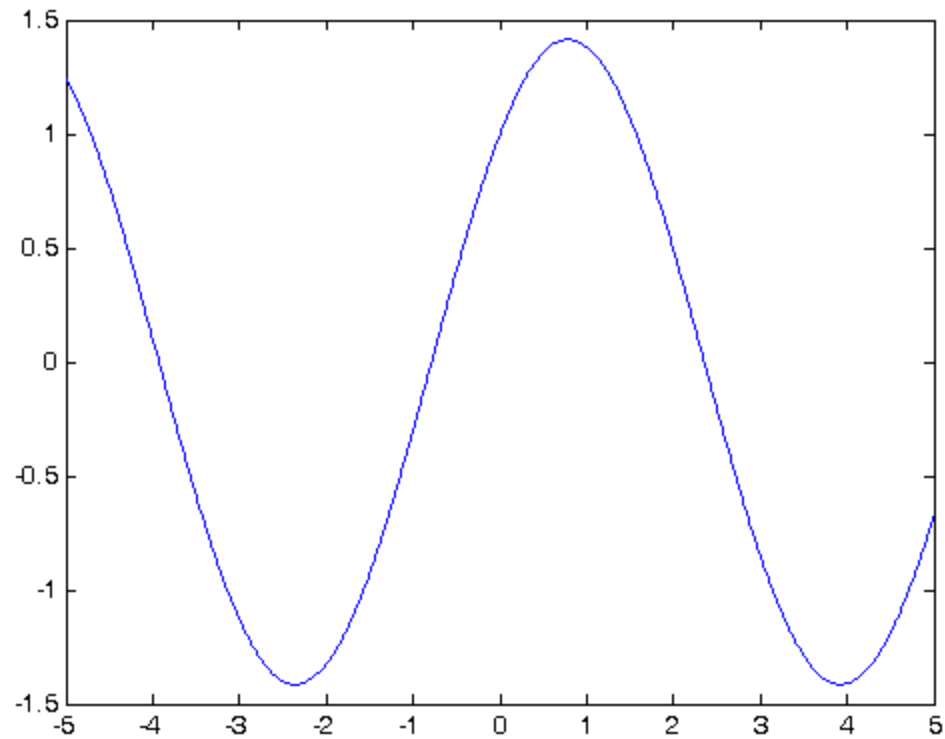
```
5
```

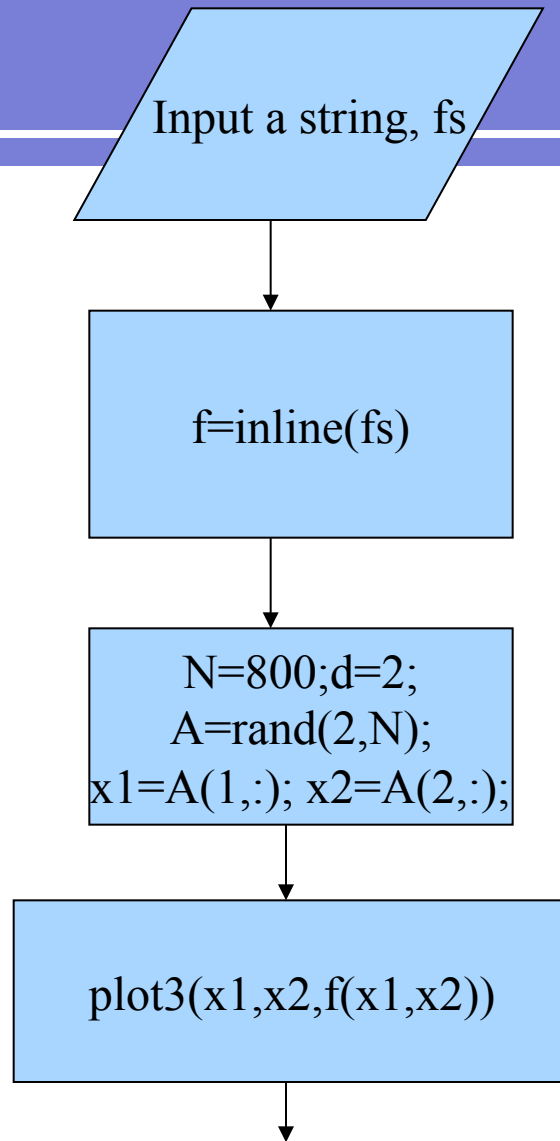


Demo 1

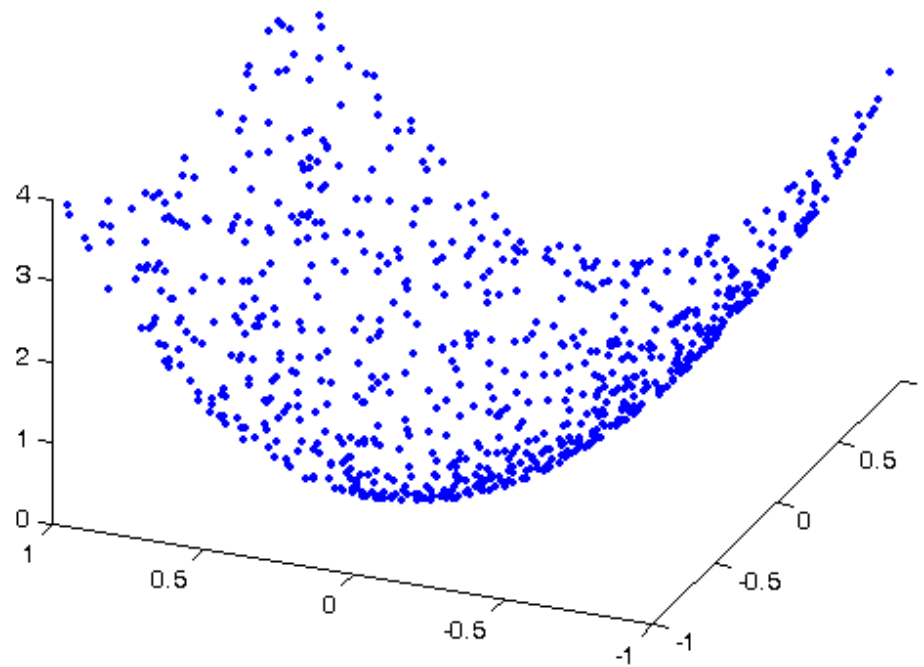
```
% Create an inline function  
fs= 'tanh(x)';  
f=inline(fs);  
range=5;  
x=-range:0.01:range;  
y=f(x);  
plot(x,y);
```

COS(x)





A sample from function surface



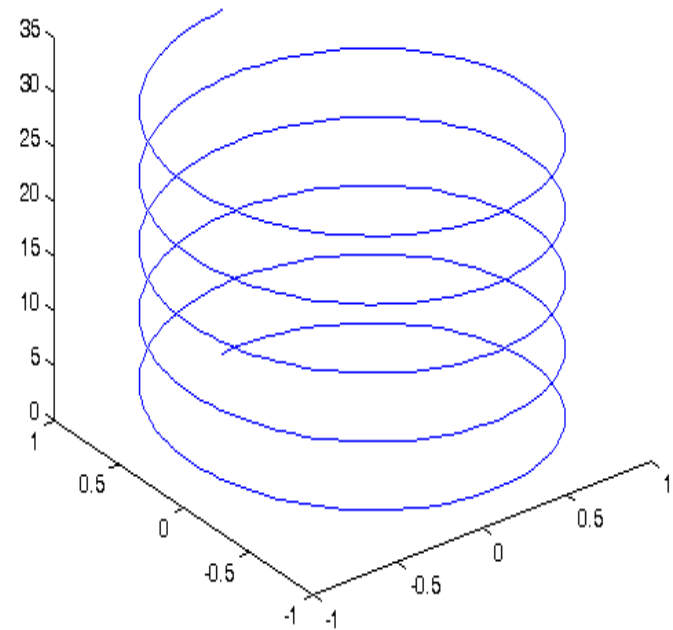
Demo 2

```
% Inline function creation
% The created inline function has two input arguments
% Plot a sample from the function surface
fs='x.^2+3*y.^2';
fxy=inline(fs);
a=rand(2,800)*2-1;
x=a(1,:);y=a(2,:);
plot3(x,y,fxy(x,y),'.');
```


3D plot

- 3d plot

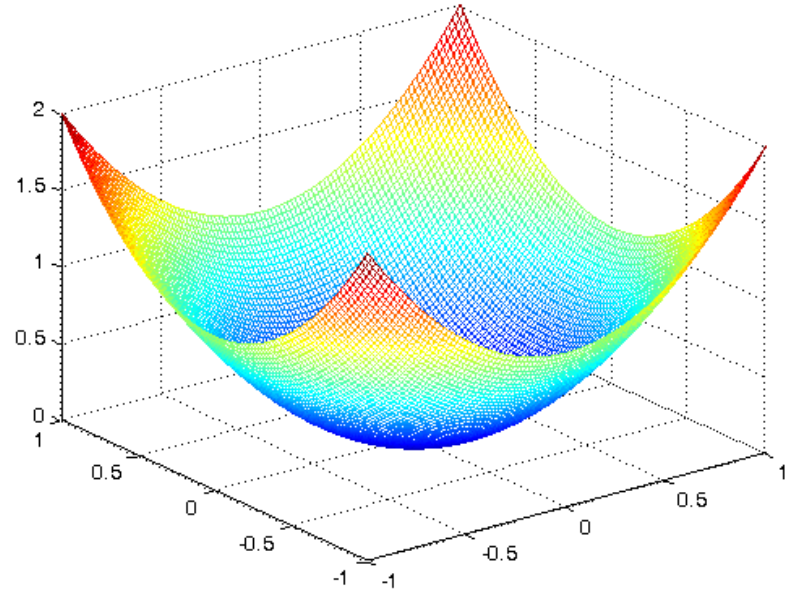
```
t = 0:pi/50:10*pi;  
plot3(sin(t),cos(t),t);
```



mesh

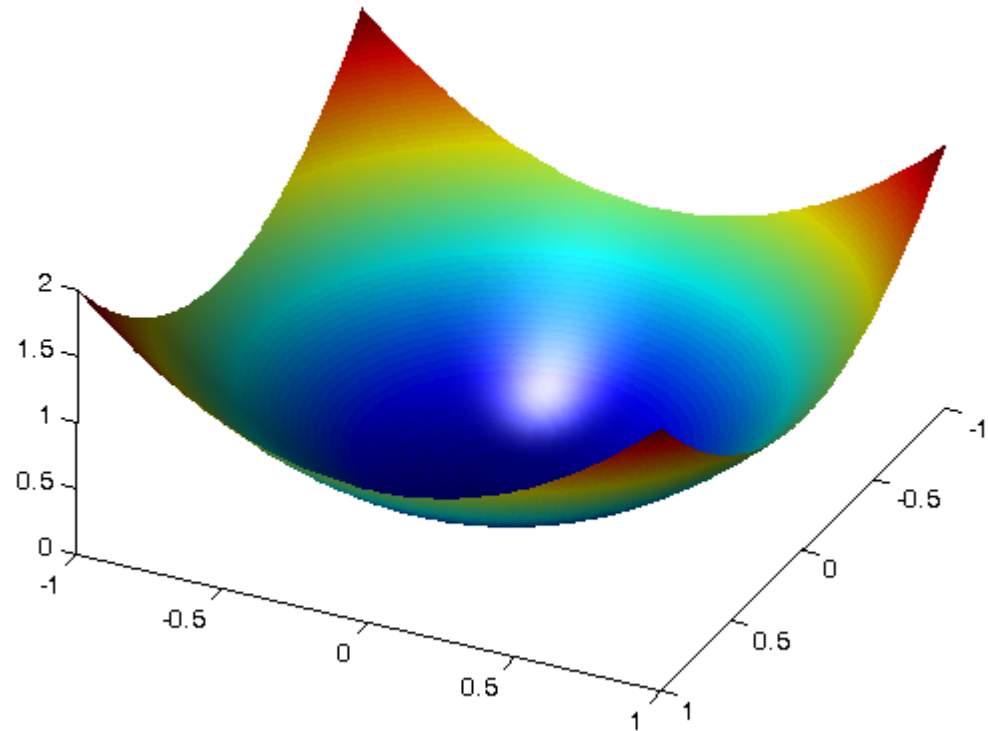
```
x=linspace(-1,1);  
y=linspace(-1,1)';  
X=repmat(x,100,1);  
Y=repmat(y,1,100);  
mesh(x,y,X.^2+Y.^2)
```

```
x=linspace(0,1);
```



surface

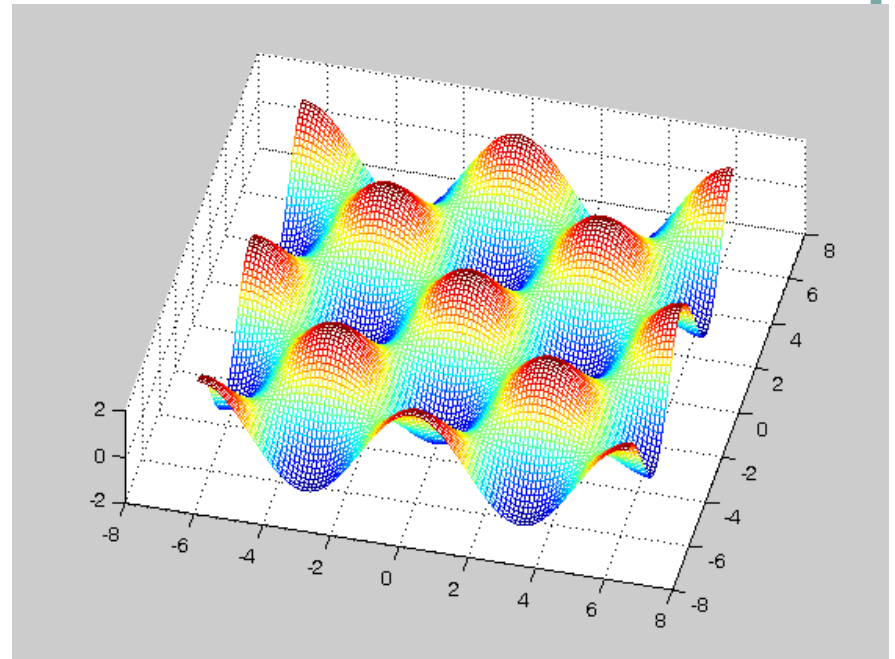
```
x=linspace(-1,1);  
y=linspace(-1,1)';  
X= repmat(x,100,1);  
Y= repmat(y,1,100);  
surface(x,y,X.^2+Y.^2)  
shading interp  
light  
lighting phong
```



demo mesh

● demo_mesh.m

```
function demo_mesh()
fstr=input('Key in a 2D function:', 's');
fxy=inline(fstr);
n=100;
range=2*pi;
x=linspace(-range,range,n);
y=linspace(-range,range,n)';
X=repmat(x,n,1);
Y=repmat(y,1,n);
C=fxy(X,Y);
surface(x,y,C)
shading interp
light
lighting phong
return
```



Taylor series

$$f(x) \approx f(c) + f'(c)(x - c) + \frac{f''(c)}{2!}(x - c)^2 + \dots$$

$$= \sum_{k=0}^{\infty} \frac{f^k(c)}{k!}(x - c)^k$$

if $f^k(c)$ exists for $k = 0, 1, \dots$

Taylor's Theorem

$$f(x) \approx f(c) + f'(c)(x-c) + \frac{f''(c)}{2!}(x-c)^2 + \dots$$
$$= \sum_{k=0}^n \frac{f^{(k)}(c)}{k!}(x-c)^k + \frac{f^{(n+1)}(\xi(x))}{(n+1)!}(x-c)^{n+1}$$

if $f^{(n+1)}$ exists at interval $[a, b]$

$x, c \in [a, b]$

$\xi(x) \in (x, c)$

Taylor's Theorem

- Approximate $f(x)$ by first $n+1$ terms of Taylor series

$$\sum_{k=0}^n \frac{f^{(k)}(c)}{k!} (x - c)^k$$

- Truncating error:

$$\frac{f^{(n+1)}(\xi(x))}{(n+1)!} (x - c)^{n+1}$$

Taylor series expansion

$$f(x) = \frac{1}{\sqrt{2\pi}} \exp(-x^2)$$

$$f'(x) = \frac{df(x)}{dx} = -2xf(x)$$

$$\begin{aligned} f''(x) &= -2f(x) - 2xf'(x) = -2f(x) + 4x^2f(x) \\ &= f(x)(4x^2 - 2) \end{aligned}$$

$$\begin{aligned} f'''(x) &= 4xf'(x) + 8xf(x) - 8x^3f(x) \\ &= f(x)(12x - 8x^3) \end{aligned}$$

$c=1, k=3$

$$f(x) = \frac{1}{\sqrt{2\pi}} \exp(-x^2)$$

$$f(x) = \sum_{k=0}^3 \frac{f^{(k)}(c)}{k!} (x - c)^k$$

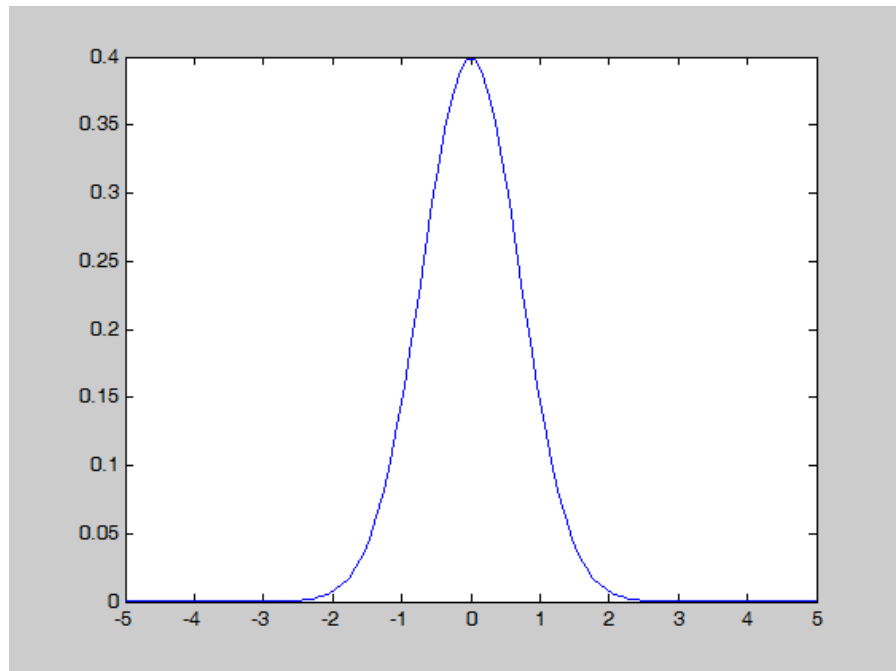
$$= f(c) + f'(c)(x - c) + \frac{f''(c)}{2!} (x - c)^2 + \frac{f'''(c)}{3!} (x - c)^3$$

Normal function

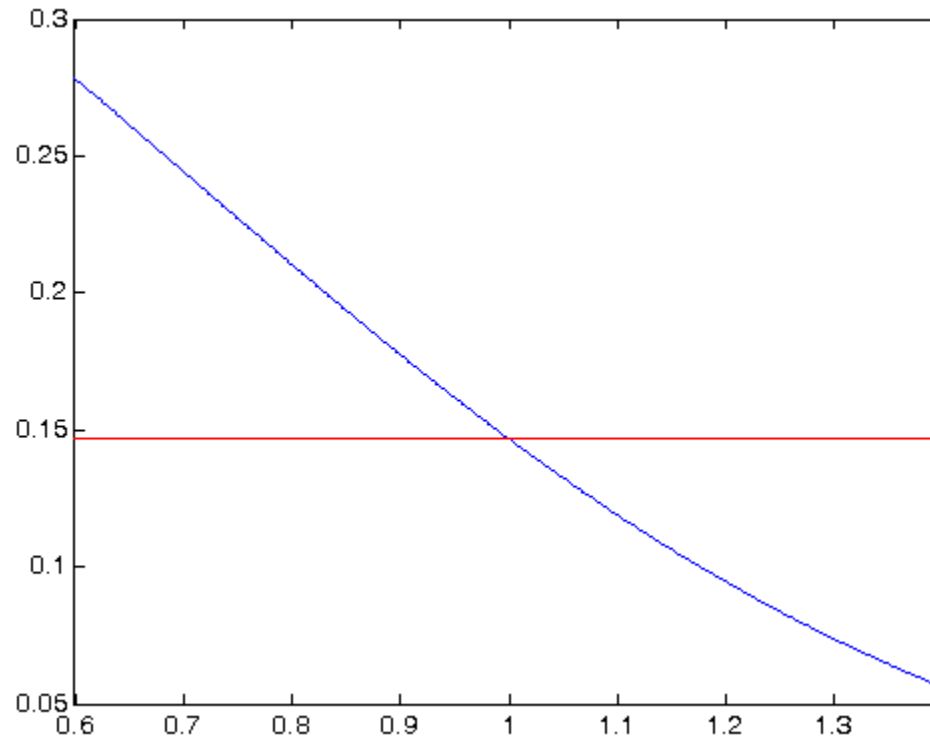
```
function y=f_nm(x)
    y=1/sqrt(2*pi)*exp(-x.^2);
return
```

```
x=linspace(-5,5);
```

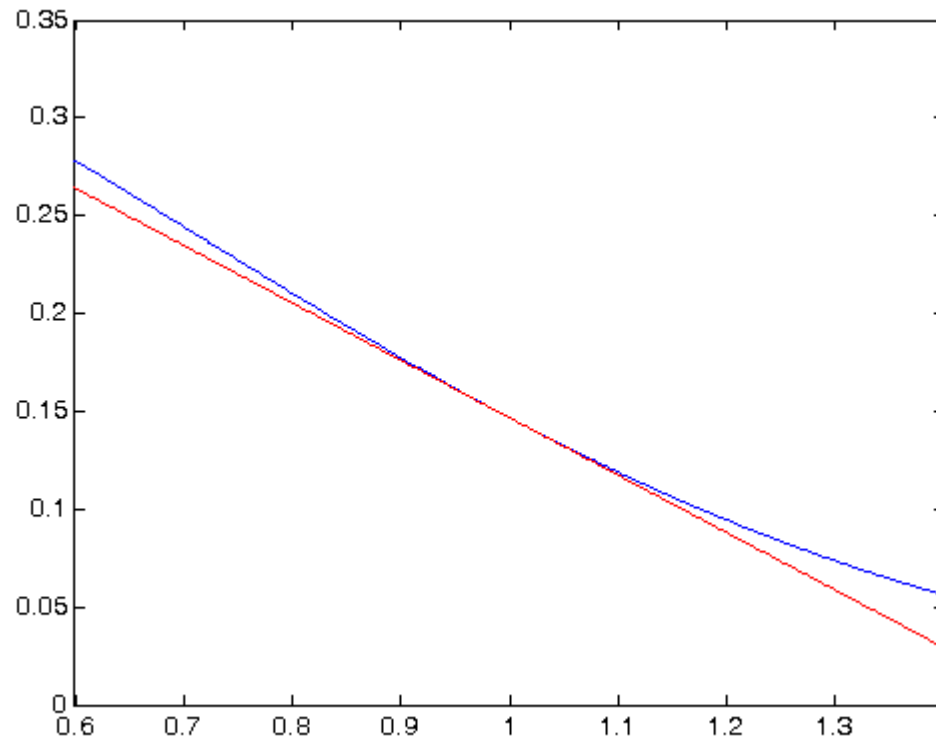
```
>> plot(x,f_normal(x))
```



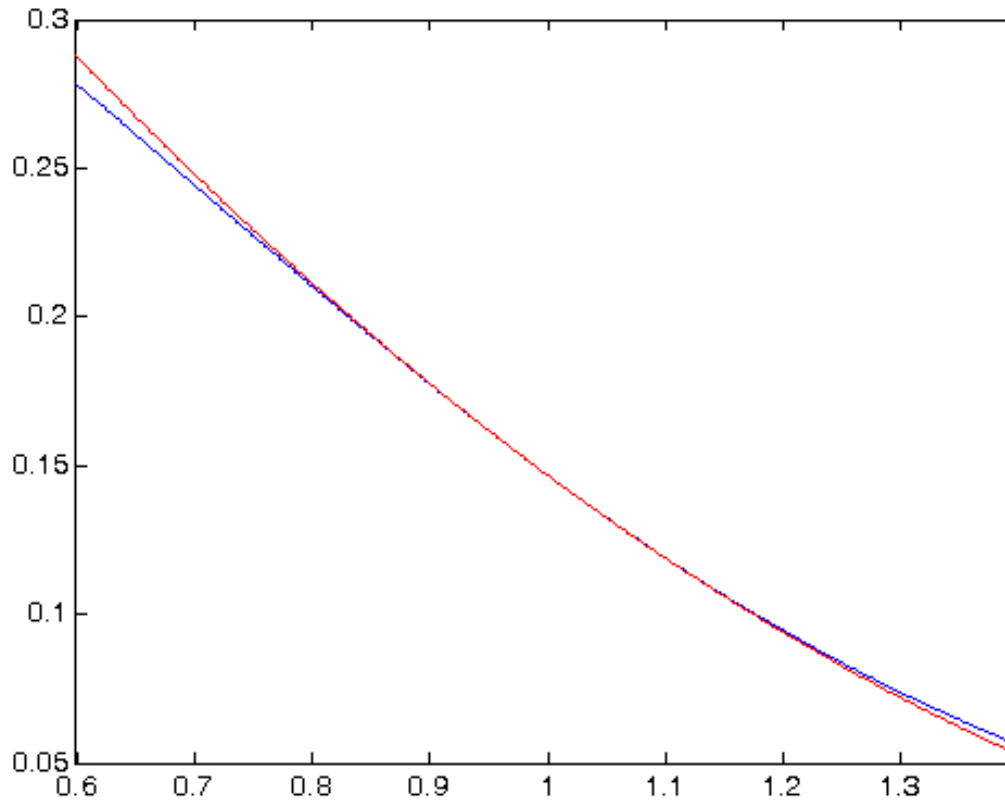
Taylor expansion at $c=1$ with $k=0$



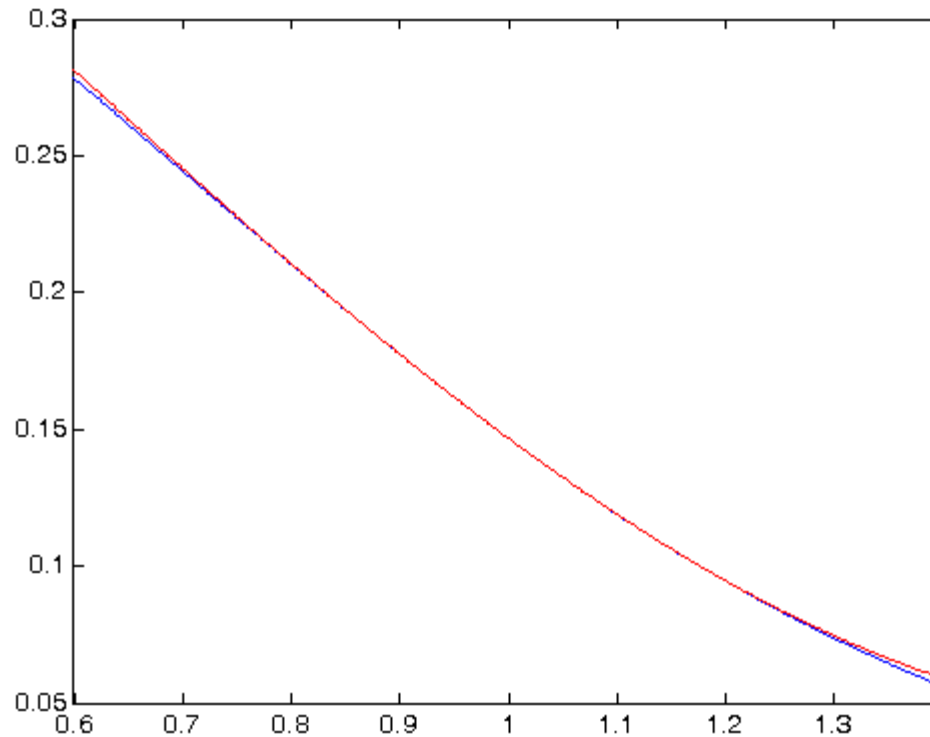
Taylor expansion at $c=1$ with $k \leq 1$



Taylor expansion at $c=1$ with $k \leq 2$



Taylor expansion at $c=1$ with $k \leq 3$



Taylor expansion

Taylor_nor

```
% Taylor expansion
% f(x)=1/sqrt(2pi)*exp(-x^2);
x=linspace(0.6,1.4,500);
n=length(x);
c=1;
for i=1:n
    y1(i)=f_nm(c);
    y2(i)=-2*c*f_nm(c)*(x(i)-c);
    y3(i)=(4*c^2-2)*f_nm(c)/2*(x(i)-c)^2;
    y4(i)=(12*c-8*c^3)*f_nm(c)/6*(x(i)-c)^3;
end
plot(x,f_nm(x));hold on;plot(x,y1,'r'); title('one term');
figure; plot(x,f_nm(x));hold on;plot(x,y1+y2,'r');title('two terms');
figure; plot(x,f_nm(x));hold on;plot(x,y1+y2+y3,'r');title('three terms');
figure; plot(x,f_nm(x));hold on;plot(x,y1+y2+y3+y4,'r');title('four terms');
```

```
>> x=sym('x');  
>> diff(x.^2)
```

```
ans =
```

```
2*x
```



```
x=sym('x')
ss='x.^2';
inst=['diff(' ss ')']
eval(inst)
```

```
ans =
```

```
2*x
```

First derivative

```
% input a string to specify a function
% find its derivative
ss='tanh(x)'
fx=inline(ss);
ss=['diff(' ss ')'];
ss1=eval(ss);
fx1=inline(ss1)
```

2nd derivative

```
x= sym('x')
f=inline(tanh(x));
s1= diff(tanh(x))
f1 = inline(s1)
s2=diff(s1)
f2 = inline(s2)
s3=diff(s2)
f3 = inline(s3)
```

Example

```
>> f_diff3  
function of x:tanh(x)
```

```
fx1 =
```

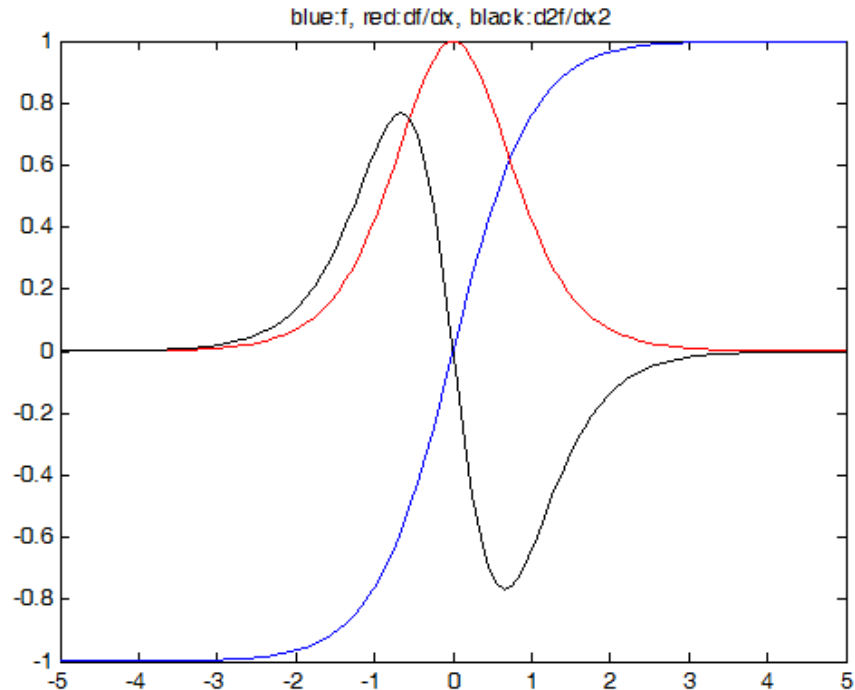
Inline function:

$$fx1(x) = 1 - \tanh(x)^2$$

```
fx2 =
```

Inline function:

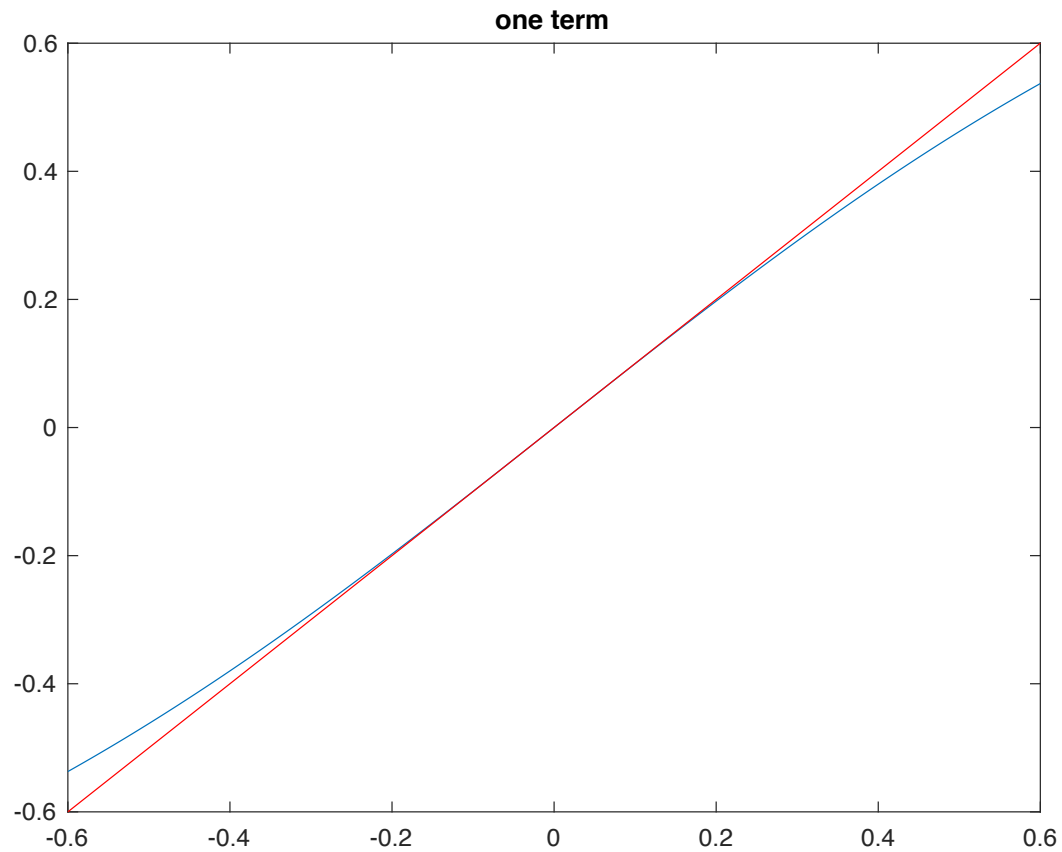
$$fx2(x) = -2 \cdot \tanh(x) \cdot (1 - \tanh(x)^2)$$



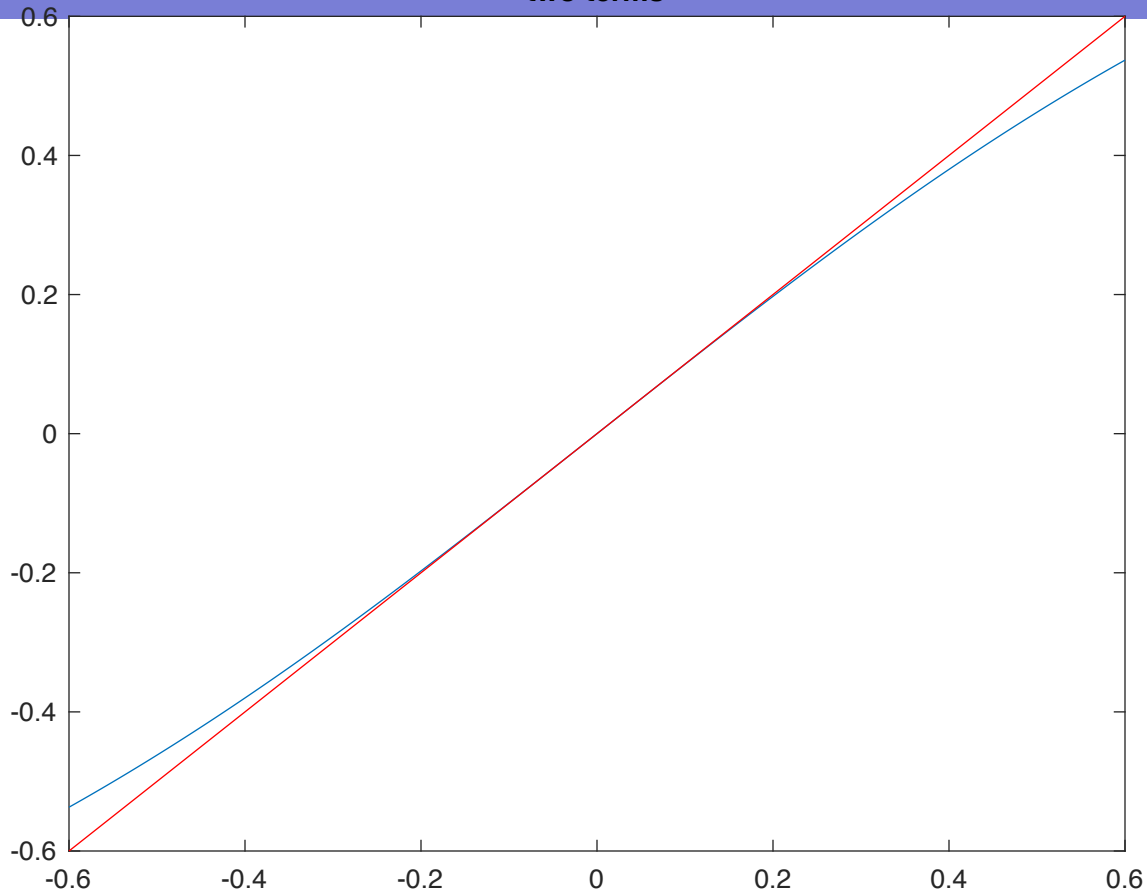
```

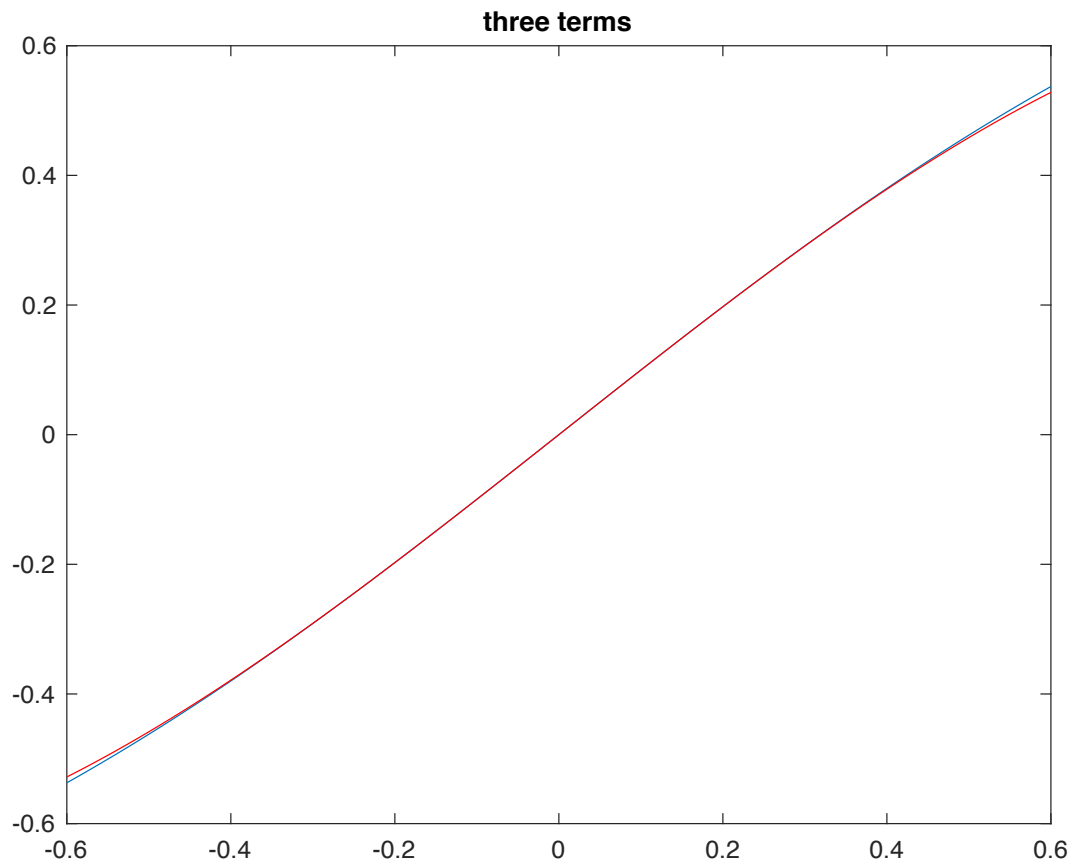
x=linspace(-0.6,0.6,500);
n=length(x);
c=0;
for i=1:n
    y(i)=f (c);
    y1(i)=f1(c)*(x(i)-c);
    y2(i)=f2(c)/2*(x(i)-c)^2;
    y3(i)=f3(c)/6*(x(i)-c)^3;
end
plot(x,f (x));hold on;plot(x,y1,'r'); title('one
term');
figure; plot(x,f (x));hold
on;plot(x,y1+y2,'r');title('two terms');
figure; plot(x,f (x));hold
on;plot(x,y1+y2+y3,'r');title('three terms');

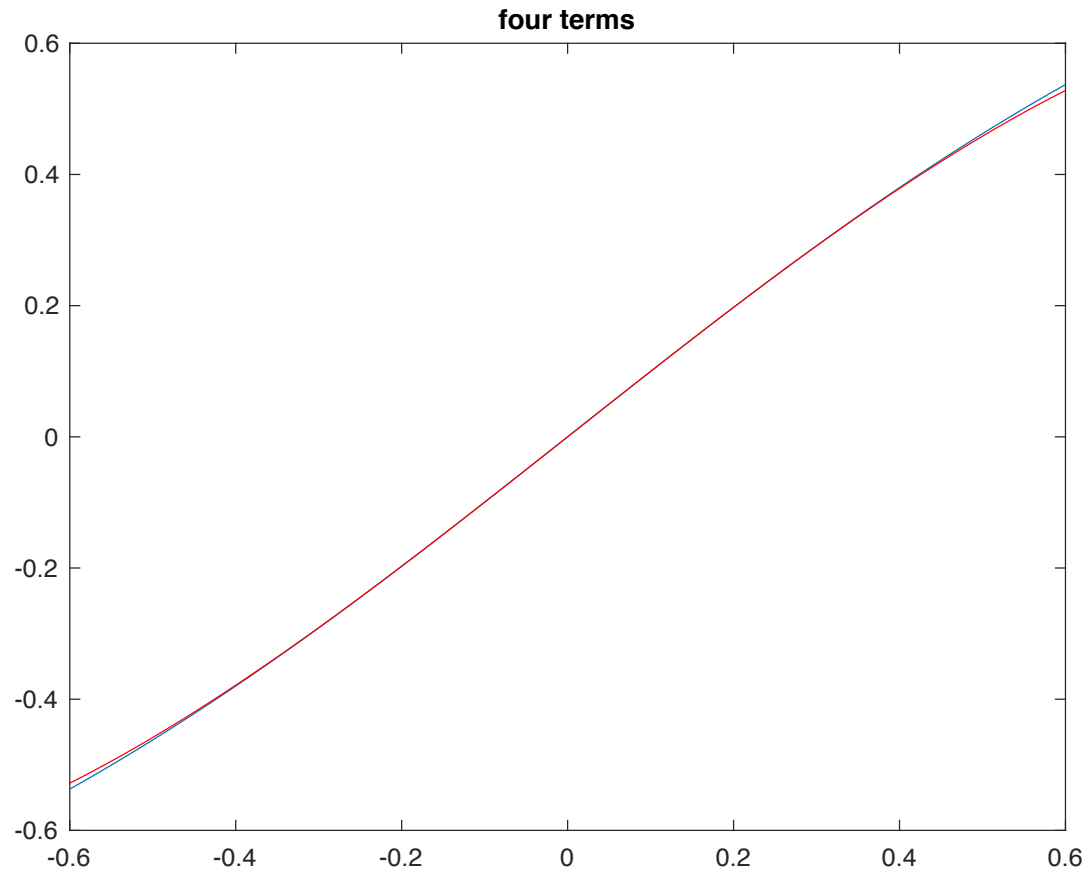
```



two terms



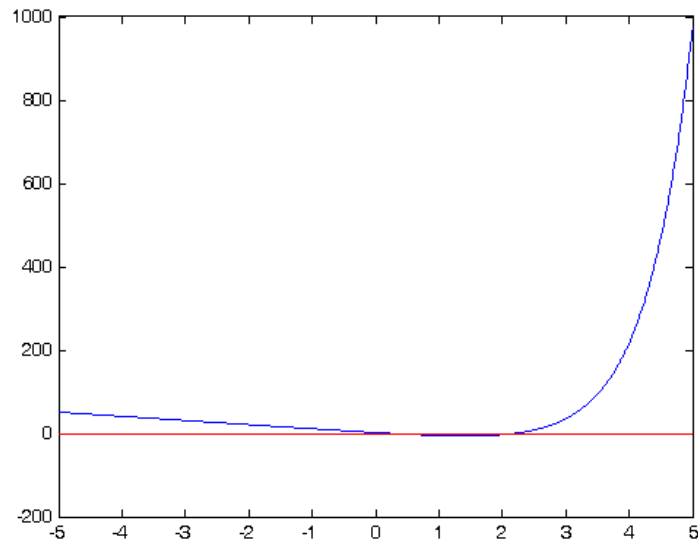




Problem: Root finding

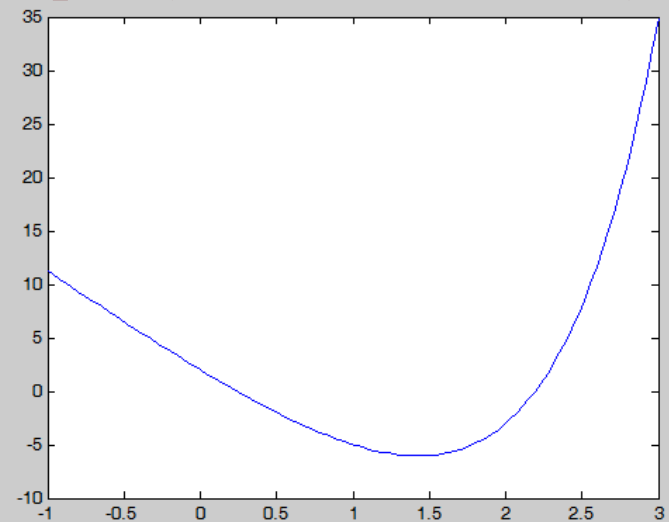
- Find x such $f(x)=0$ for a given f
- f denotes an arbitrary function

$$f(x) = 2^{x^2} - 10x + 1$$



```
>> x=linspace(-1,3);
```

```
>> plot(x,2.^x.^2-10*x+1)
```



Root finding

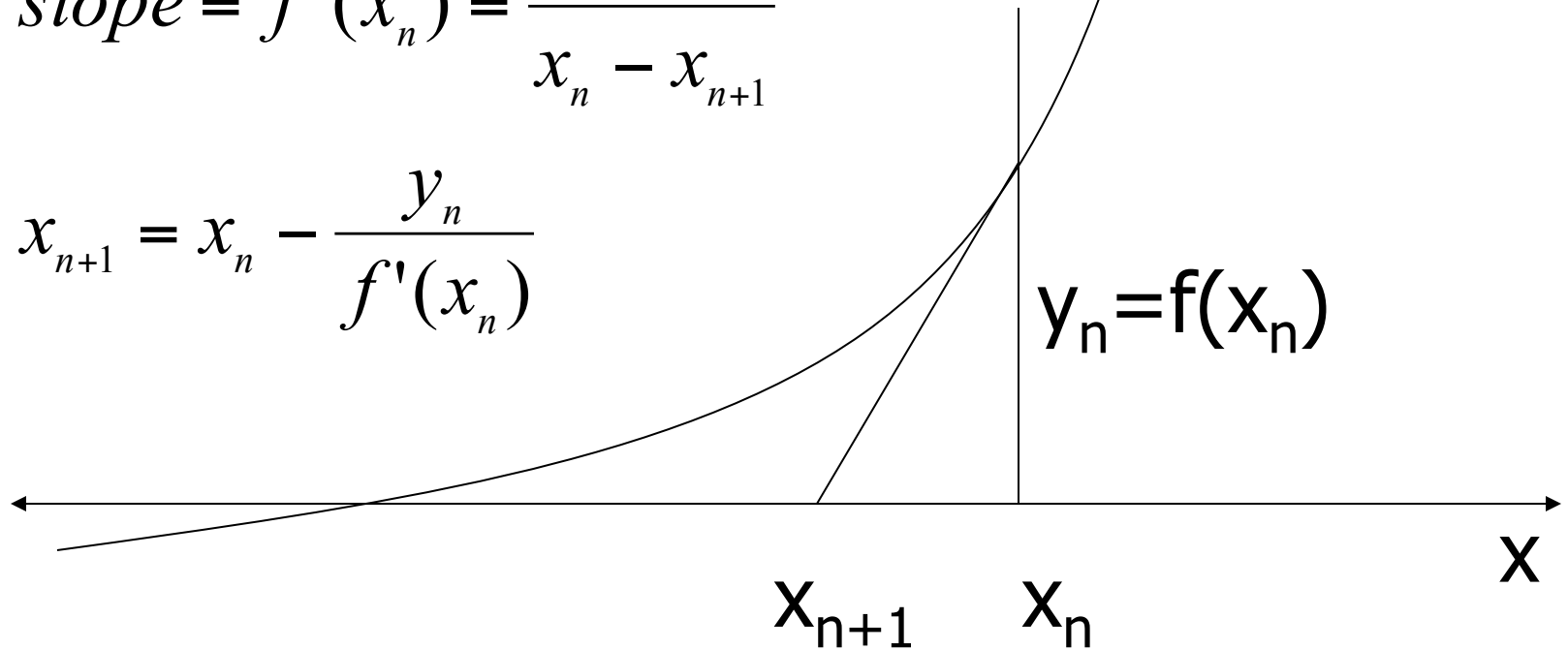
- Input: a string that specifies a function
- Plot the given function
- Find at least a root

Tangent line

$y=f(x)$

$$\text{slope} = f'(x_n) = \frac{y_n}{x_n - x_{n+1}}$$

$$x_{n+1} = x_n - \frac{y_n}{f'(x_n)}$$



Iterative approach

- Start at a random guess
- Refine current guess by
 - Find the tangent line that passes $(x_n, f(x_n))$
 - Set x_{n+1} to intersection of the tangent line to horizontal axis

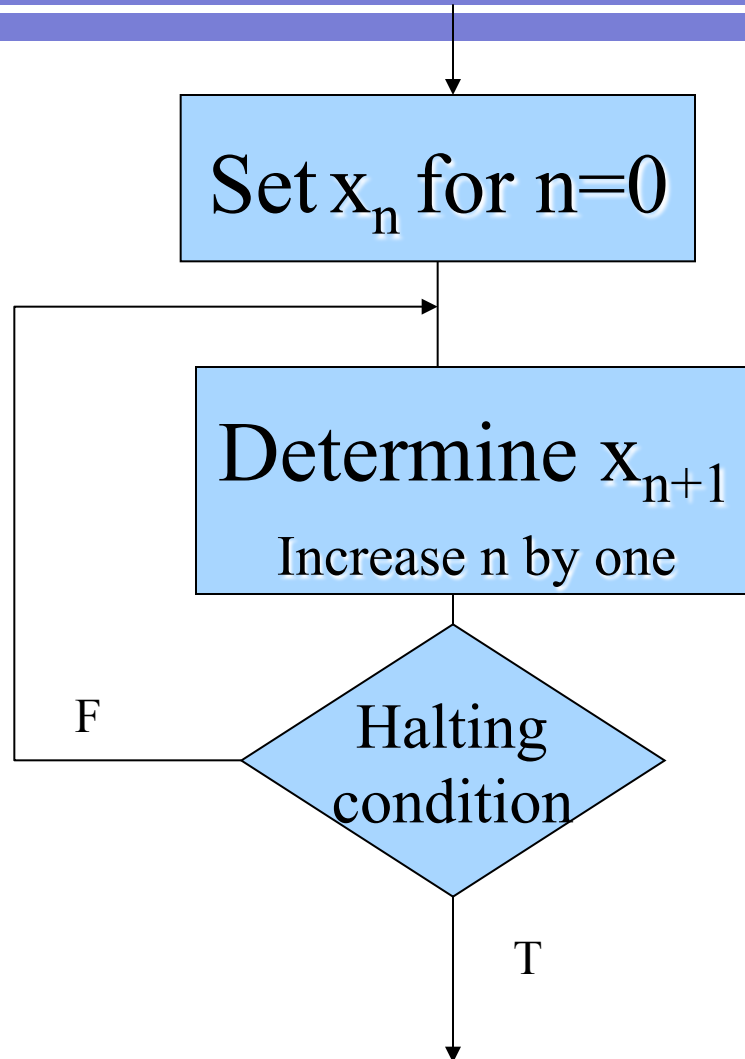
Updating rule

$$x_{n+1} = x_n - \frac{f(x_n)}{f'(x_n)}$$

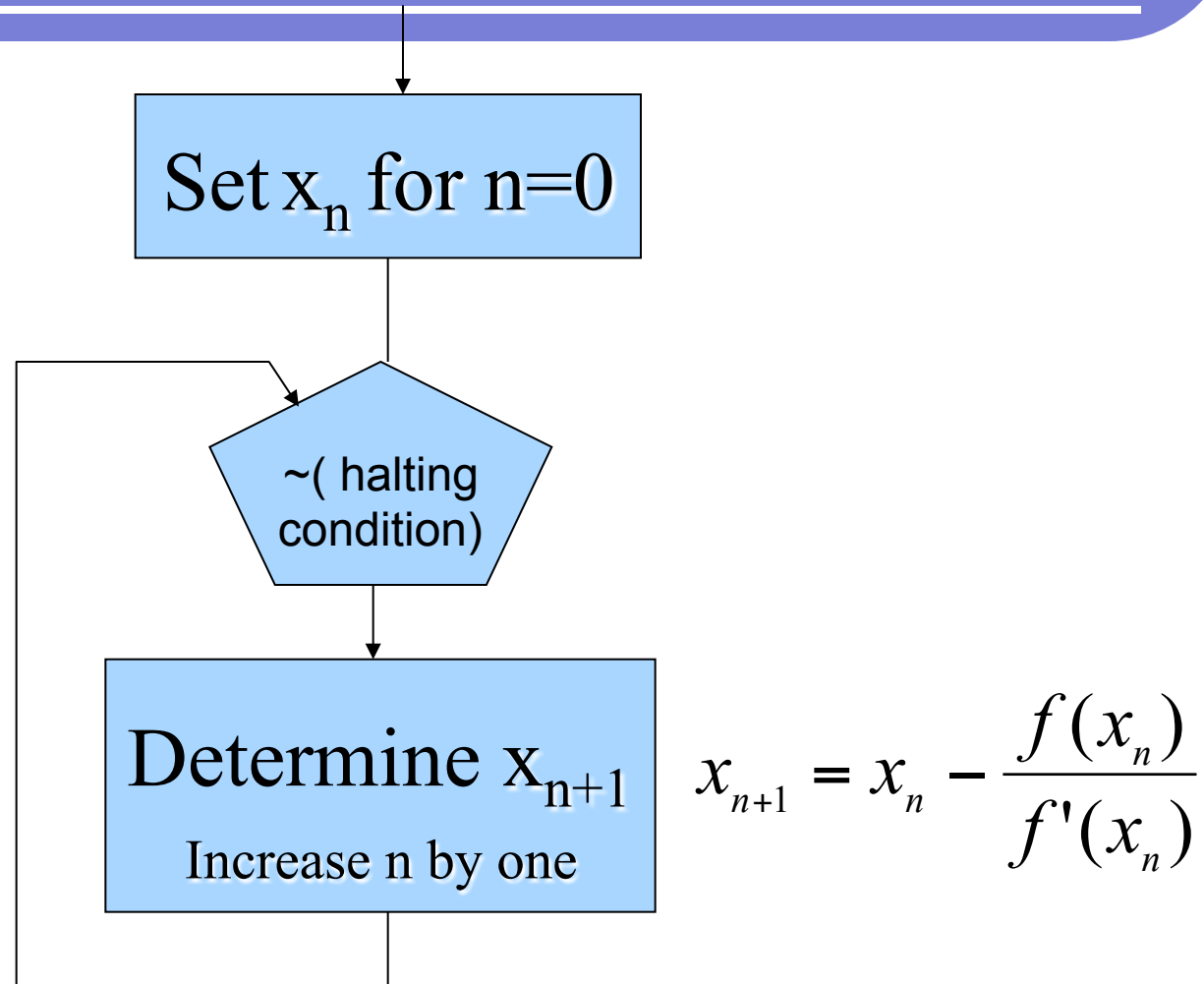
Newton method

- Iterative approach
 - Random guess
 - Refine current guess according to an updating rule
 - If halting condition holds, go to step 2 otherwise
exit

Iterative approach



Iterative approach



Iterative approach

```
s='x.^2-5*x+6'  
f=inline(s); x=sym('x')  
ss=['diff(' s ')'];  
s1=eval(ss);  
f1=inline(s1); x_zero=rand;
```

$\sim(\text{abs}(f(x_zero)) < 10^{-6})$

$$x_{n+1} = x_n - \frac{f(x_n)}{f'(x_n)}$$

```
x_zero=x_zero-f(x_zero)/f1(x_zero)
```

Halting condition

- Let x_n denote the guess at iteration n
- The absolute value of $f(x_n)$ is expected close to zero for some n
- Halting Condition
 - $\text{abs}(f(x_n)) < \text{epsilon}$
 - epsilon denotes a predefined positive small number

Initialization

- Random initialization
- Input from users

Demo_newton

source code demo_newton

```
fstr=input('input a function:', 's');  
x_ini=input('guess its zero:');  
x_zero=newton(fstr,x_ini);
```

newton.m

Main Program

```
1 fstr=input('input a function:', 's');
2 x_ini=input('guess its zero:');
3 range=3;
4 x_zero=newton(fstr,x_ini);
5 fx=inline(fstr);x=linspace(-range,range);plot(x,fx(x));hold on;
6 plot(x_zero,fx(x_zero), 'ro');
7 plot([-range range],[0 0], 'r');
```

Newton method

```
8  ss=['diff(' fstr ')'];
9  x=sym('x');
10 fstr1=eval(ss);
11 fx1=inline(fstr1);
12 xzero=x_ini;
13 it=0;
14 while abs(fx(xzero)) > ep
15     it=it+1;
16     if abs(fx1(xzero)) < ep
17         fprintf('zero derivative\n');
18         return
19     end
20     xzero=xzero-fx(xzero)/fx1(xzero);
21     fprintf(' iter=%d x=%f fx=%f\n',it,xzero,fx(xzero));
22 end
```



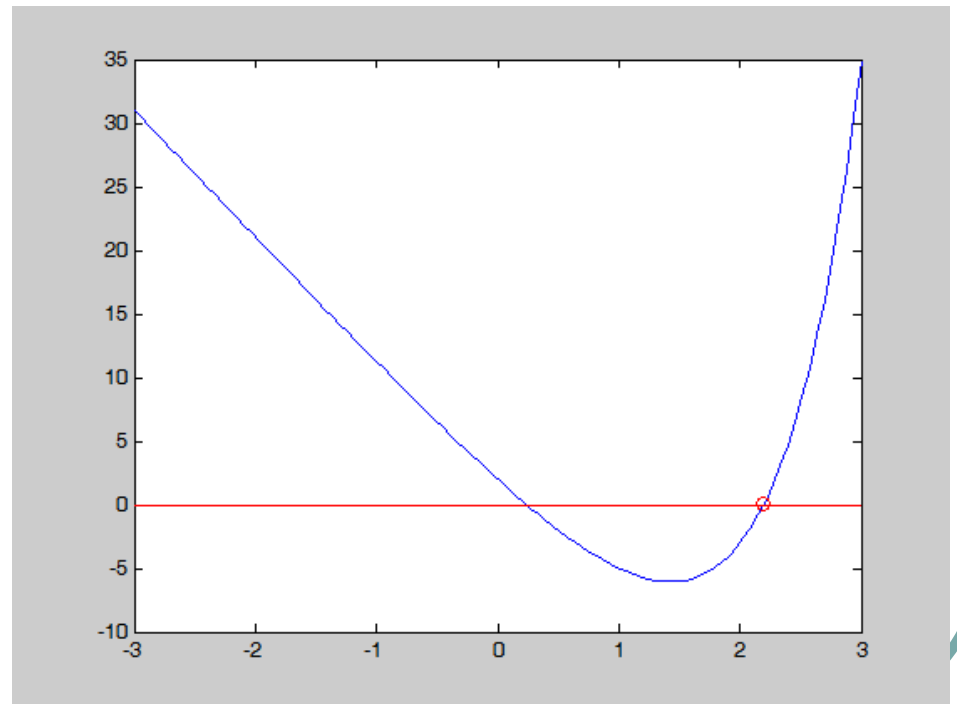
```
>> demo_newton
input a function:cos(x)
guess its zero:2
iter=1 x=1.542342 fx=0.028450
iter=2 x=1.570804 fx=-0.000008
iter=3 x=1.570796 fx=0.000000
>>
```

Example

demo_newton

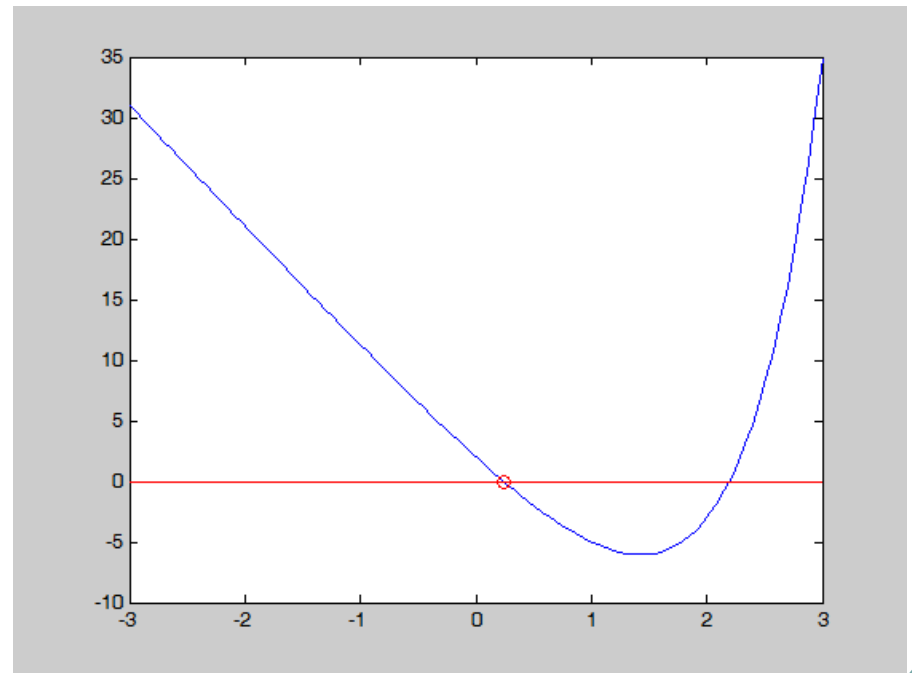
input a function: $2x^2 - 10x + 1$

guess its zero: 1.5



Example

```
>> demo_newton  
input a function:  $2 \cdot x^2 - 10 \cdot x + 1$   
guess its zero: 0.5
```



Unconstrained Optimization

- Given a differentiable function, $y=f(x)$, unconstrained optimization aims to find the minimum of $f(x)$
- Let x denote a minimum and $g(x) = \frac{df(x)}{dx}$

Then

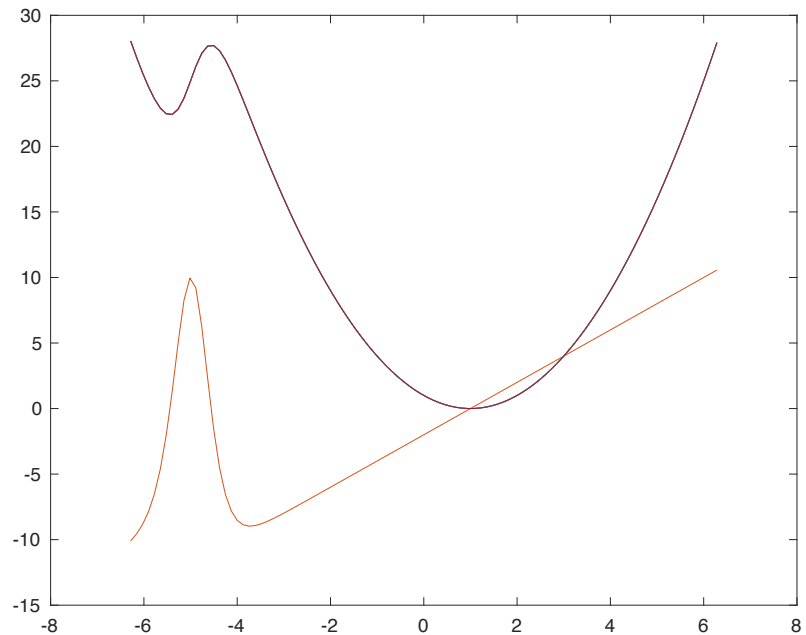
$$g(x) = 0$$

Optimization by Newton method

- Use symbolic differentiation to find the first derivative of a given function
- Apply the Newton method to find zeros of the first derivative

First derivative and second derivative

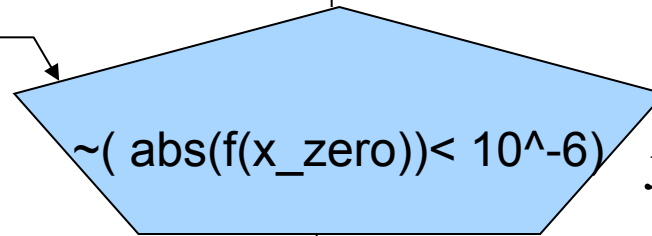
```
s='(x-tanh(2*x+10)).^2'  
f=inline(s); x=sym('x')  
ss=['diff(' s ') '];  
S=eval(ss);  
f1=inline(s);  
z=linspace(-2*pi,2*pi);  
plot(z,f(z));hold on;  
plot(z,f1(z));
```



Iterative approach

```
s='(x-tanh(2*x+10)).^2'  
f=inline(s); x=sym('x')  
ss=['diff(' s ')'];  
s=char(eval(ss));
```

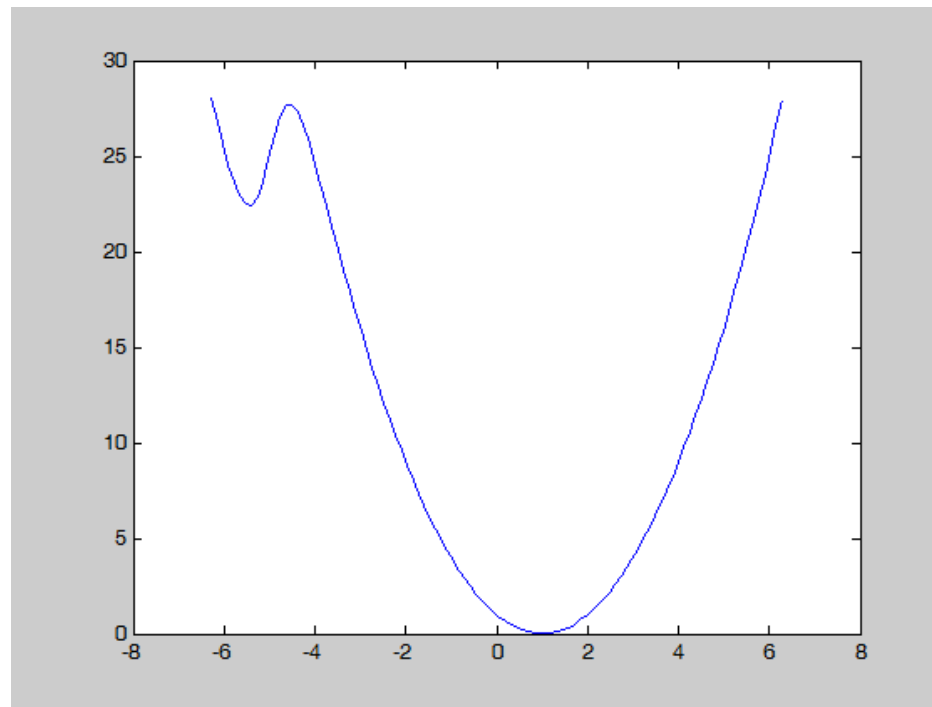
```
%s='x.^2-5*x+6'  
f=inline(s); x=sym('x')  
ss=['diff(' s ')'];  
s1=eval(ss);  
f1=inline(s1); x_zero=rand;
```



$$x_{n+1} = x_n - \frac{f(x_n)}{f'(x_n)}$$

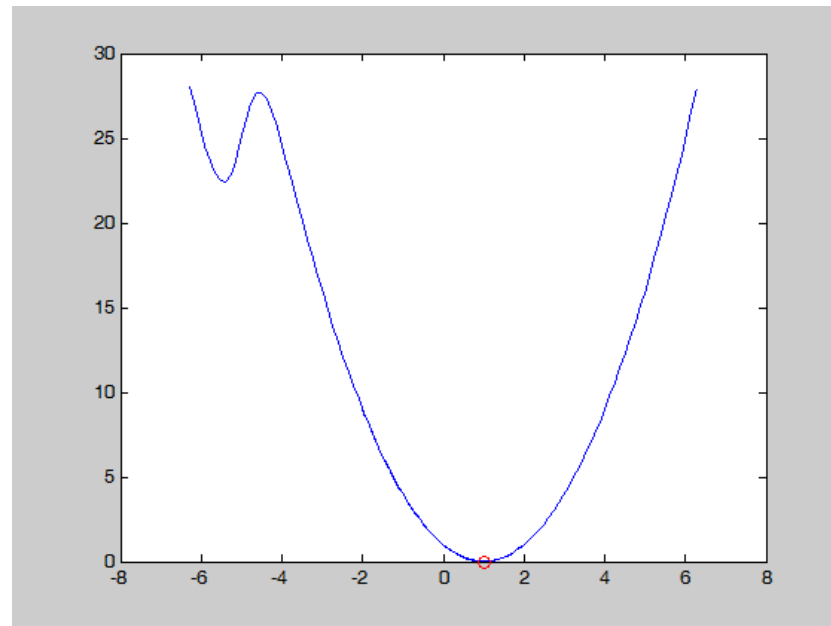
```
x_zero=x_zero-f(x_zero)/f1(x_zero)
```

```
>> x=linspace(-2*pi,2*pi);  
>> plot(x,(x-tanh(2*x+10)).^2)
```



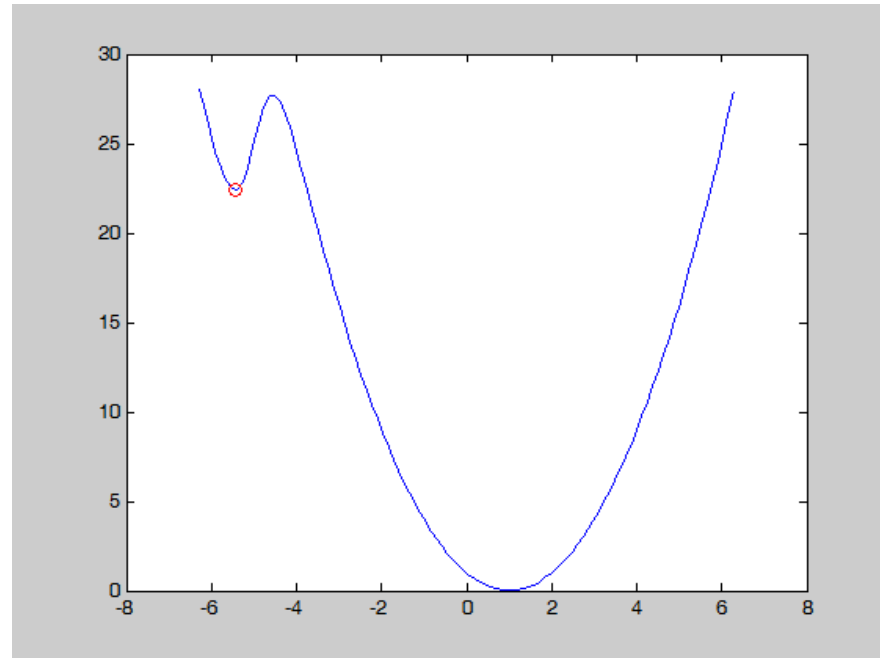
Local minimum

```
>> demo_min  
input a function:(x-tanh(2*x+10)).^2  
guess its minimum:4
```

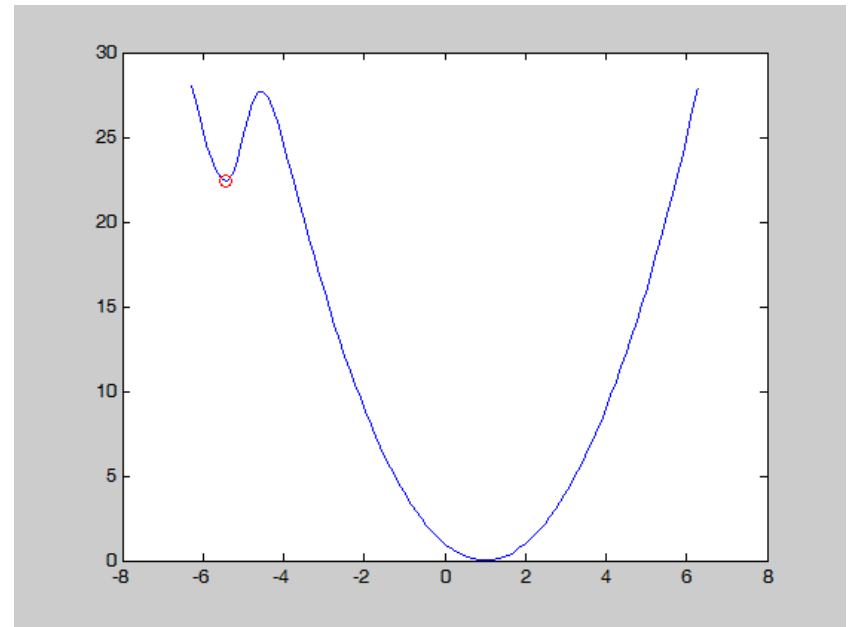
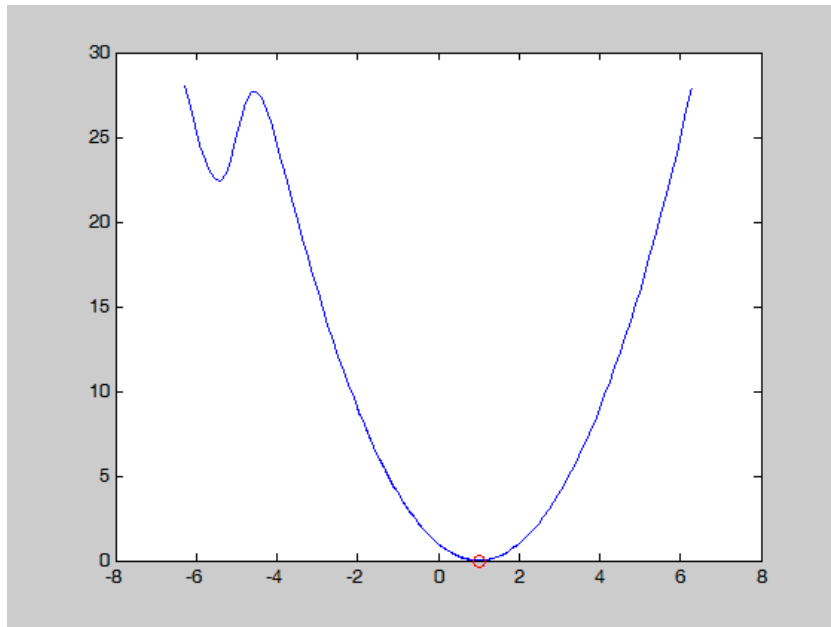


Local Minimum

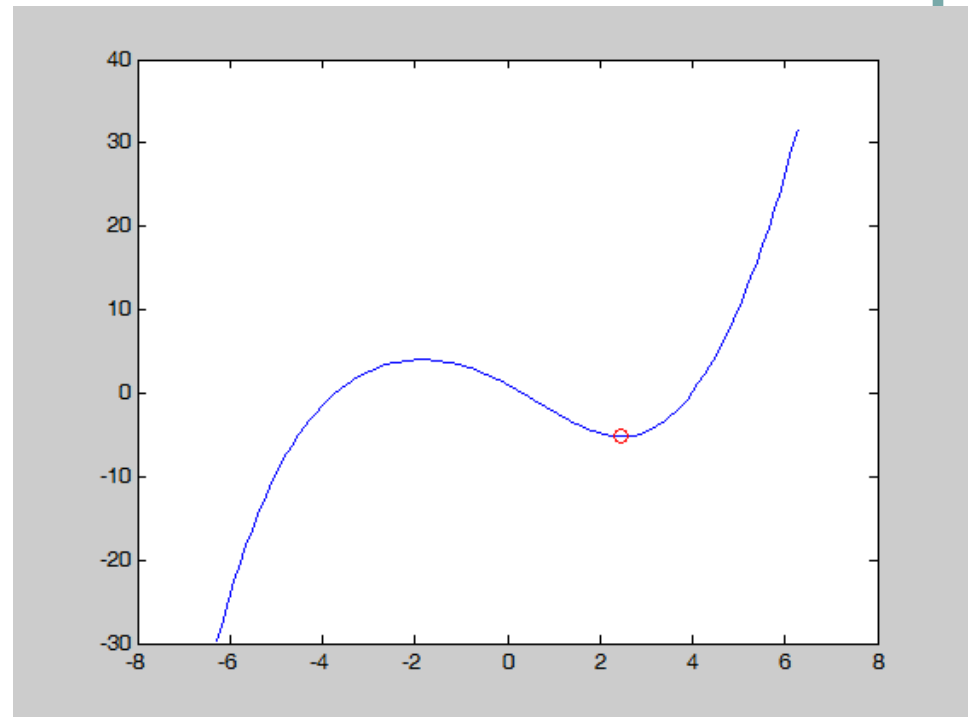
```
>> demo_min  
input a function:(x-tanh(2*x+10)).^2  
guess its minimum:-4
```



Global minimum



```
>> demo_min  
input a function:  $0.2*x.^3-3*x+\cos(x)$   
guess its minimum: 2
```



Exercise

- [ex3.pdf](#)